


YOU SHOULD MAKE A COMIC.



HERE'S HOW.

CHARACTERS CAN BE ANYTHING.



Make them something you can repeat, and that is easy to tell apart... so your reader can follow the story.

FACES CAN BE CHARACTERS TOO...




EXPERIMENT!
YOUR WAY IS UP TO YOU.

SOME IDEAS FOR COMICS:

- your earliest memory
- something funny that happened to you
- An issue you think is important
- A story about someone you admire
- Everyday objects talking to each other

brought to you by
Drooly Dog
betsystreeter.com/droolydog

Doodle Something Here:



SPEECH BUBBLES...

Write the words first - THEN add speech bubbles

Write the words first - THEN add speech bubbles

Make sure to put the bubbles in order so people read them the right way

ORDER...



Don't make the reader jump all over the page to read it!
*This is opposite for languages like Hebrew and Japanese that read right to left

WHO SAYS WHAT...

Make sure your reader can tell which words go with which character



And don't cross the streams!



WRITING YOUR COMIC


NARRATION...



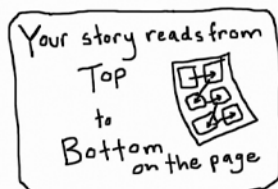
THOUGHTS AND OTHER SPEECH...



PUTTING IT ALL TOGETHER:



Or something else.



And - go for it. Tell your story. Tell someone else's story. Make something up. Scribble, erase, whatever.

It's your comic. So you are the only one who can write it. GO FOR IT.

